


Breaking Ground for Success

- PRETERM BIRTH

The groundwork for a child's healthy development is laid during the brain's rapid growth throughout pregnancy. To ensure babies are healthy, we have to support mothers with timely and frequent, high-quality prenatal care. In Ohio, many babies are born prematurely and too many do not make it to their first birthday. Poverty disproportionately impacts young children and families of color, making it even more difficult to overcome adversity and maintain healthy development. Empowering parents and caregivers to support their baby's development through health and educational interventions allows Ohio to ensure that babies are positioned to thrive during their first year and beyond. Ohio must do a better job of reaching our most at-risk babies and families early.



Preterm Birth



A “preterm birth” is defined as any birth occurring prior to 37 weeks gestational age.

It is important for babies to be born full-term because the brain, lungs and liver need those final weeks of pregnancy to develop fully. Not only is premature birth the leading cause of death for infants, it results in increased risk of disability, breathing problems, difficulty feeding, cerebral palsy, developmental delays, vision and hearing problems. In the United States, 1 out of every 10 births was preterm in 2016.

11.9% of all Ohio births are preterm.

Preterm birth rates, however, for moms receiving Medicaid are 50–70% higher than the rates for more affluent (above 200% FPL) moms not on Medicaid.

Tables 1 and 2 and Chart 1 provide a comparison of preterm birth rates for Medicaid and non-Medicaid patients in Ohio.

Data Source: Report on Pregnant Women, Infants and Children, Appendix D, Ohio Department of Medicaid, December 29, 2017.

Table 1

2016 Preterm Birth Rate for Medicaid Patients in Ohio & Selected Regions

| Region | Preterm Births | Total Births |
|-------------|----------------|--------------|
| Appalachian | 1,565 | 11,623 |
| Cuyahoga | 1,374 | 8,361 |
| Franklin | 1,563 | 9,947 |
| Hamilton | 902 | 5,646 |
| Montgomery | 626 | 3,762 |
| Summit | 513 | 3,093 |
| STATEWIDE | 10,293 | 69,863 |

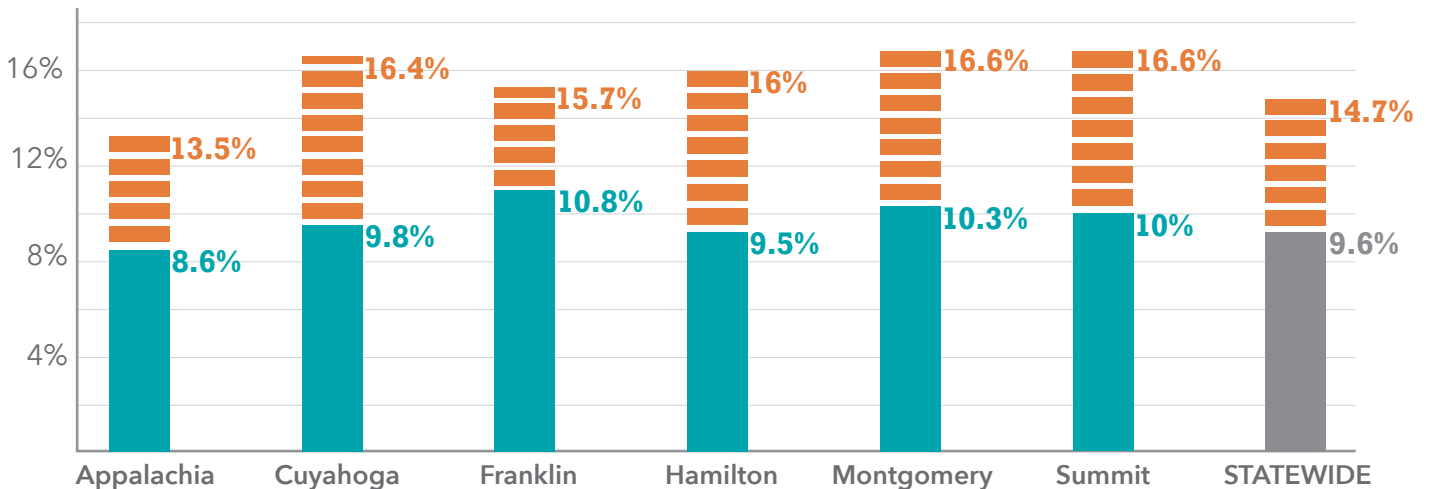
Table 2

2016 Preterm Birth Rate for Non-Medicaid Patients in Ohio & Selected Regions

| Region | Preterm Births | Total Births |
|-------------|----------------|--------------|
| Appalachian | 691 | 8,073 |
| Cuyahoga | 618 | 6,336 |
| Franklin | 968 | 8,948 |
| Hamilton | 475 | 4,977 |
| Montgomery | 294 | 2,864 |
| Summit | 287 | 2,903 |
| STATEWIDE | 6,204 | 64,978 |

Chart 1

■ Medicaid ■ Non-Medicaid



Preterm Birth

Preterm Birth

Tables 3-7 and Charts 2-8 analyze 2016 preterm birth rates in Ohio and the 6 selected regions by race and ethnicity.

Birth rate data disaggregated by race and ethnicity was downloaded from the Ohio Department of Health Ohio Public Health Data Warehouse. Note that the race and ethnicity birth rate data reports are slightly different than the numbers reported by Medicaid, likely due to differing data collection methods.

2016 Preterm Birth Rates by Race & Ethnicity in Selected Regions

Table 3
2016 Preterm Birth Rate **Black Persons in Ohio & Selected Regions**

| Region | Preterm Births | Full-term Births | Total Births | % Preterm Births |
|--------------------|----------------|------------------|---------------|------------------|
| Cuyahoga | 915 | 4,792 | 5,707 | 16% |
| Franklin | 755 | 5,113 | 5,868 | 12.9% |
| Hamilton | 484 | 3,008 | 3,492 | 13.9% |
| Montgomery | 256 | 1,488 | 1,744 | 14.7% |
| Summit | 233 | 1,086 | 1,319 | 17.7% |
| Appalachian | 66 | 613 | 679 | 9.7% |
| STATE TOTAL | 3,458 | 20,837 | 24,295 | 14.2% |

Table 4
2016 Preterm Birth Rate **White Persons in Ohio & Selected Regions**

| Region | Preterm Births | Full-term Births | Total Births | % Preterm Births |
|--------------------|----------------|------------------|----------------|------------------|
| Cuyahoga | 725 | 7,176 | 7,901 | 9.2% |
| Franklin | 1,056 | 9,661 | 10,717 | 9.9% |
| Hamilton | 579 | 5,734 | 6,313 | 9.2% |
| Montgomery | 440 | 3,936 | 4,376 | 10.1% |
| Summit | 437 | 3,767 | 4,204 | 10.4% |
| Appalachian | 1,764 | 16,108 | 17,872 | 9.1% |
| STATE TOTAL | 10,095 | 94,770 | 104,865 | 9.6% |

Table 5
2016 Preterm Birth Rate **Asian Persons in Ohio & Selected Regions**

| Region | Preterm Births | Full-term Births | Total Births | % Preterm Births |
|--------------------|----------------|------------------|--------------|------------------|
| Cuyahoga | 49 | 573 | 622 | 7.9% |
| Franklin | 109 | 206 | 315 | 34.6%* |
| Hamilton | 47 | 376 | 423 | 11.1% |
| Montgomery | NA | 194 | NA | NA |
| Summit | 32 | 362 | 394 | 8.1% |
| Appalachian | 0 | 48 | 48 | 0.0% |
| STATE TOTAL | 237 | 2,843 | 3,080 | 7.7% |

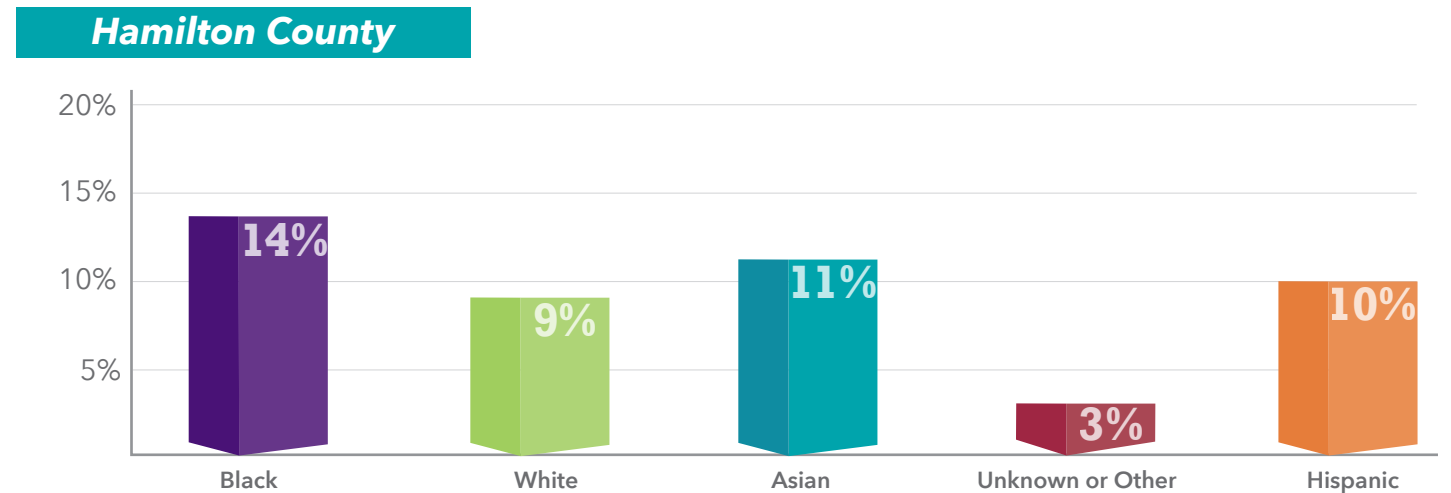
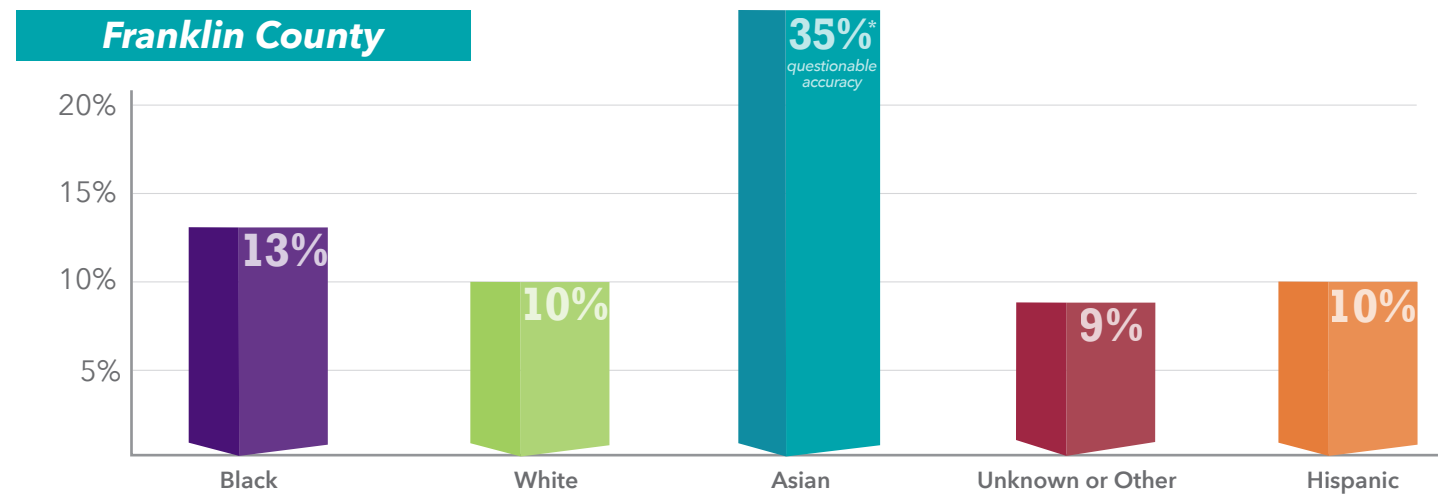
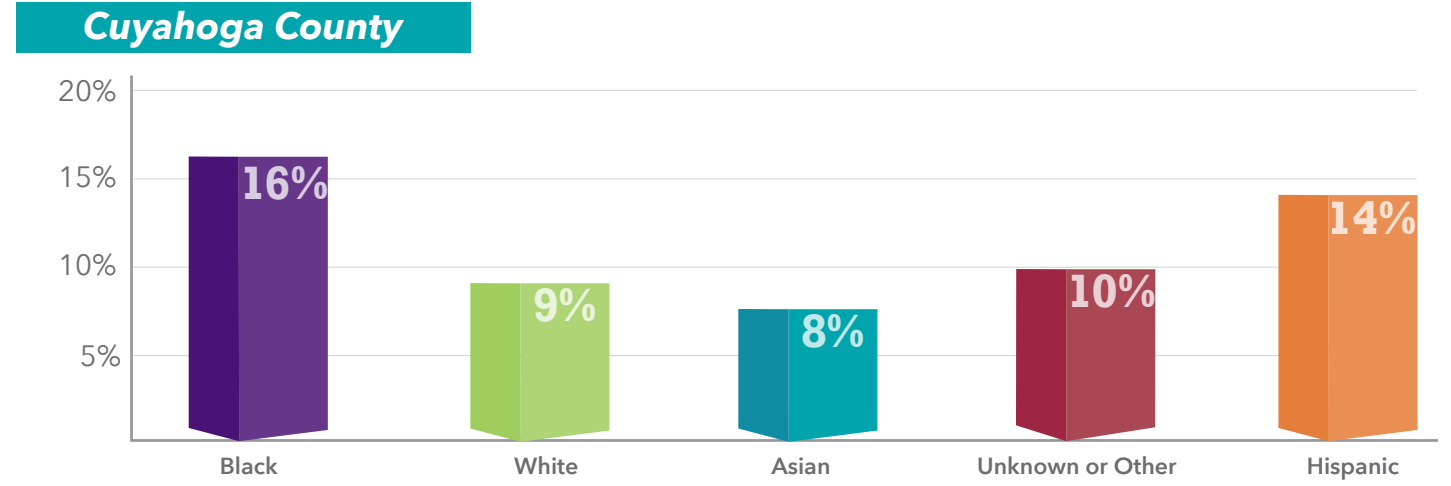
Table 6
2016 Preterm Birth Rate **Persons of Unknown or Other Race in Ohio & Selected Regions**

| Region | Preterm Births | Full-term Births | Total Births | % Preterm Births |
|--------------------|----------------|------------------|--------------|------------------|
| Cuyahoga | 10 | 90 | 100 | 10.0% |
| Franklin | 10 | 98 | 108 | 9.3% |
| Hamilton | 1 | 37 | 38 | 2.6% |
| Montgomery | 5 | 108 | 113 | 4.4% |
| Summit | NA | NA | NA | NA |
| Appalachian | 0 | 0 | 0 | NA |
| STATE TOTAL | 31 | 373 | 404 | 7.7% |

*The Franklin County preterm birth rate for Asians is so high as to be of questionable accuracy.

Table 7
2016 Preterm Birth Rate **Hispanic Persons in Ohio & Selected Regions**

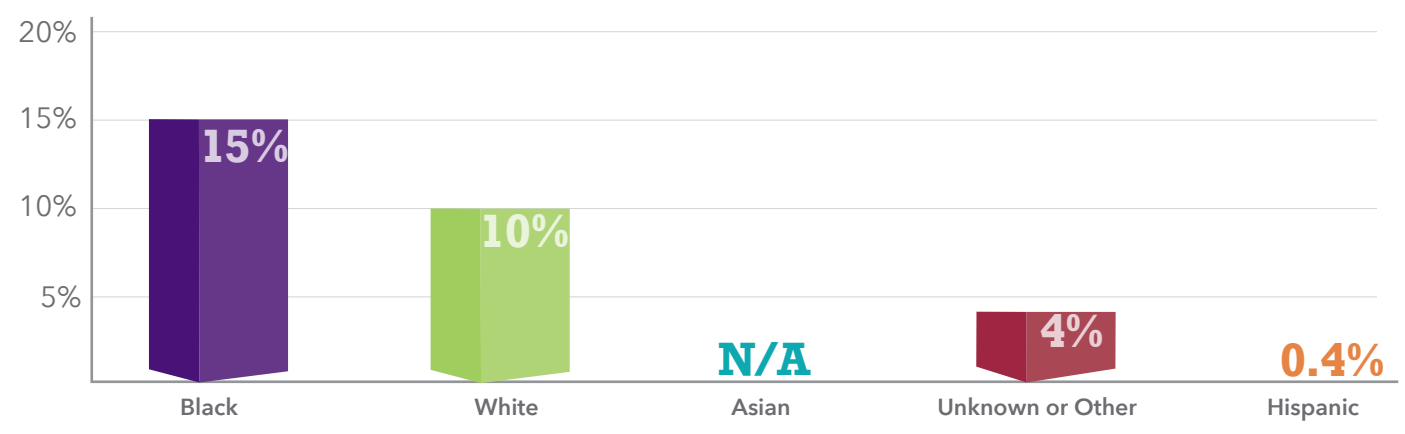
| Region | Preterm Births | Full-term Births | Total Births | % Preterm Births |
|--------------------|----------------|------------------|--------------|------------------|
| Cuyahoga | 147 | 871 | 1,018 | 14.4% |
| Franklin | 150 | 1,359 | 1,509 | 9.9% |
| Hamilton | 62 | 583 | 645 | 9.6% |
| Montgomery | 1 | 230 | 231 | 0.4% |
| Summit | 3 | 138 | 141 | 2.1% |
| Appalachian | 11 | 337 | 348 | 3.2% |
| STATE TOTAL | 523 | 5,627 | 6,150 | 8.5% |



Preterm Birth

2016 Preterm Birth Rates by Race & Ethnicity in Selected Regions

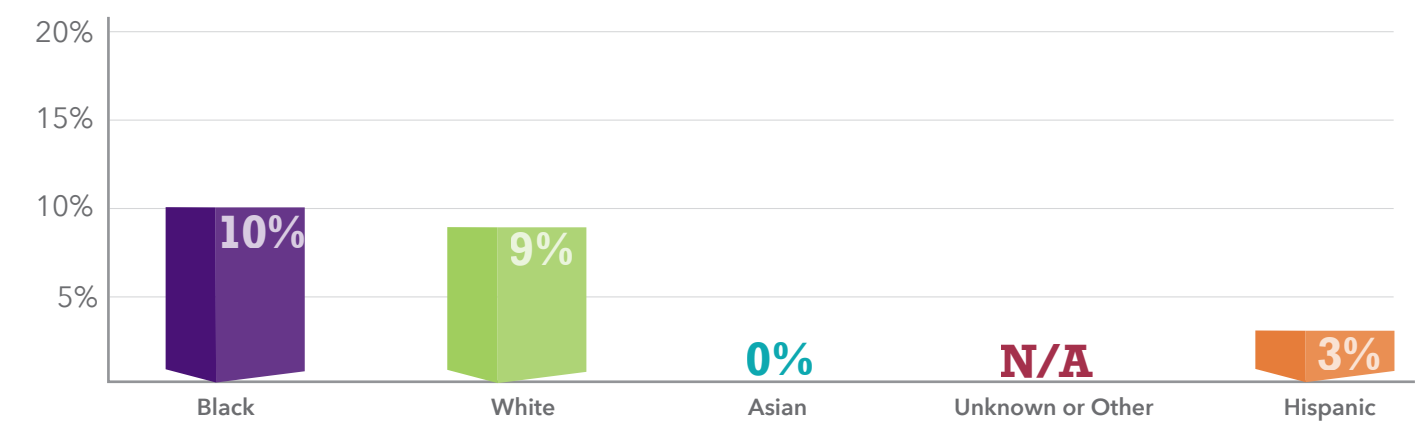
Montgomery County



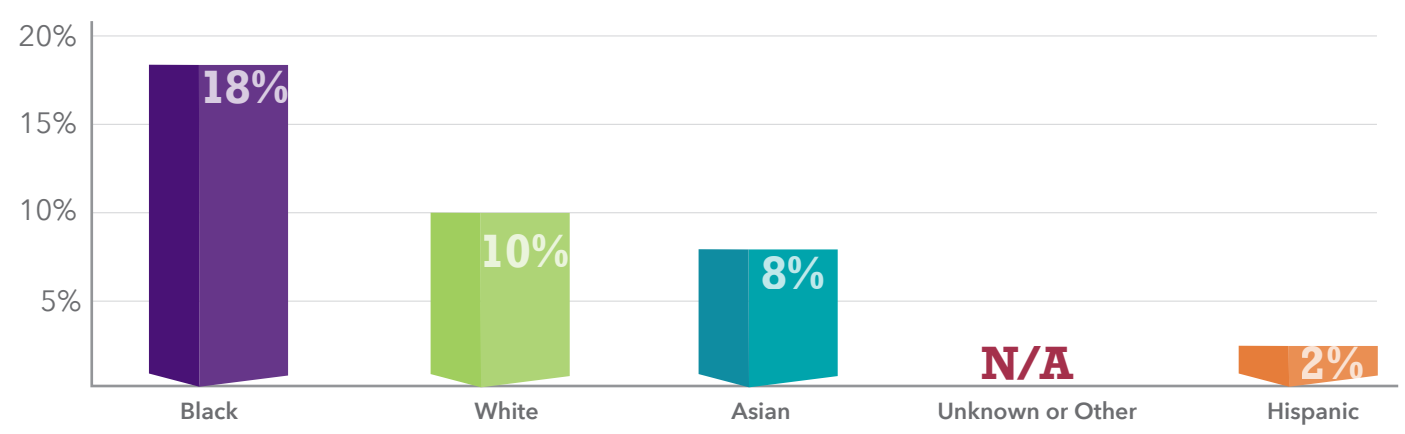
Preterm Birth

2016 Preterm Birth Rates by Race & Ethnicity in Selected Regions

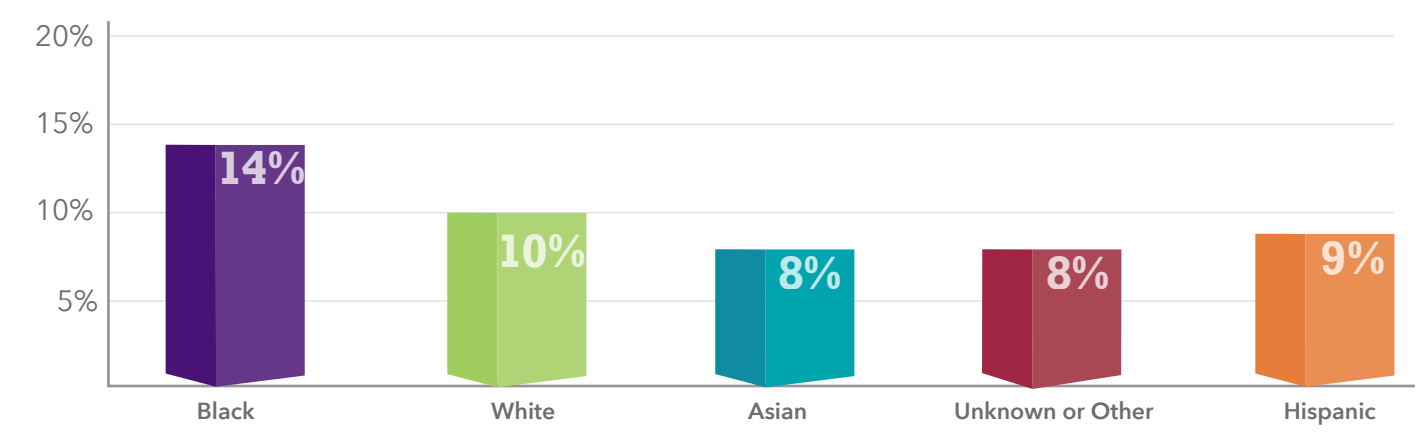
Appalachian Region




Summit County



STATE OF OHIO





Preterm Birth

1 IN EVERY 7

African Americans babies are born premature.

1 IN EVERY 10

White babies are born premature.

1 IN EVERY 12

Hispanic babies are born premature.

1 IN EVERY 13

Asian babies are born premature.

1 IN EVERY 13

Children of unknown or unreported race are born premature.

Reflections

WHILE DISPARITIES IN ACCESS TO PRENATAL CARE ARE LESS APPARENT AMONG PREGNANT MOMS OF SIMILAR SOCIOECONOMIC STATUS IN THE PREVIOUS MEASURE OF "PRENATAL CARE", THERE IS A CLEAR DISPARITY IN BIRTH OUTCOMES BASED UPON RACE.

TO DECREASE THE INCIDENCE OF PRETERM BIRTH AND CLOSE THE RACIAL DISPARITY, HOW DOES THE QUALITY AND FREQUENCY OF PRENATAL CARE NEED TO CHANGE?

IN ADDITION TO BEING AFRICAN AMERICAN OR LOW INCOME, OTHER FACTORS ASSOCIATED WITH PRETERM BIRTH INCLUDE BEHAVIOR FACTORS SUCH AS STRESS AND TOBACCO SUBSTANCE USE.

WHAT OTHER SUPPORTS MAY BE HELPFUL TO MOMS WITH INCREASED RISK OF PRETERM BIRTH TO DRIVE HEALTHY OUTCOMES FOR THEIR BABIES?

Preterm Birth Rates:

SOURCES

Center for Disease Control
www.cdc.gov/reproductivehealth/maternalinfanthealth/pretermbirth.htm

March of Dimes
www.marchofdimes.org/complications/long-term-health-effects-of-premature-birth.aspx

DATA SOURCES

Report on Pregnant Women, Infants & Children, Appendix D, Ohio Department of Medicaid, December 29, 2017.

Ohio Department of Health Ohio Public Health Data Warehouse
<http://publicapps.odh.ohio.gov/EDW/DataBrowser/Browse/OhioLiveBirths>



Join Us.

Groundwork
OHIO



Ohio Early Childhood Race & Rural Equity Report

GroundworkOhio.org



@GroundworkOhio

SHANNON JONES

Executive Director

SJones@GroundworkOhio.org

LYNANNE GUTIERREZ

Policy Director & Legal Counsel

LWolf@GroundworkOhio.org

JULIA HOHNER

Communications & Policy Associate

JHohner@GroundworkOhio.org

172 E. State Street, Suite 400 • Columbus, Ohio 43215

Groundwork Ohio is a fiscally-sponsored project of Community Initiatives