

Taking *an* Evaluative View

- JUVENILE JUSTICE

As Ohio's children continue to grow, their success is, in large part, a reflection of their earliest experiences. The same kids who are behind in kindergarten and third grade continue to fall behind in eighth grade, and are less likely to graduate high school and struggle to obtain a credential or degree. Ohio's most vulnerable children often find themselves in the juvenile justice system. When children are not positioned for success early, Ohio pays later.



Juvenile Justice



The Ohio Department of Youth Services (DYS) is the juvenile corrections system for the state of Ohio.

DYS is statutorily mandated to confine felony offenders, ages 10 to 21, who have been adjudicated and committed by one of Ohio's 88 county juvenile courts. During their stay with DHS, youth are engaged in programming that is designed to address their criminological and behavioral needs. Each of the DHS facilities also operates a year-round school that offers general curriculum as well as vocation opportunities.

What is an adjudication versus a commitment?

An adjudication of delinquency in the juvenile court is analogous to an adult "conviction." It is a formal finding by the court after an adjudicatory hearing or entering of a guilty plea/admission that the juvenile has committed the act for which he or she has been charged.

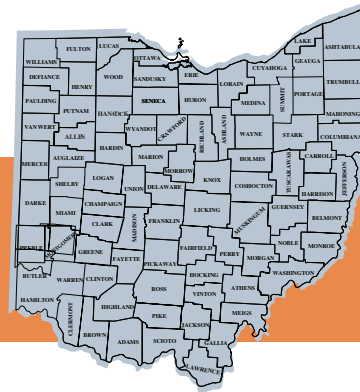
A commitment, also known as placement or incarceration, is one of the options available to the court as a possible sentence after a youth has been adjudicated. It is the transfer of legal responsibility over the child to the state for placement in a facility.

DATA NOTE:

The data analysis below looks at both adjudications and commitments for Ohio youth and is disaggregated by race. The juvenile courts report Hispanic ethnicity separately from race and report all races with which a youth identifies. "Other" means race was reported as Asian, American Indian or Alaska Native, Native Hawaiian or Other Pacific Islander. "Multiple Races" means two or more races were reported for the youth. "Hispanic" means that the youth is of Hispanic ethnicity. Each youth is counted under only one category.

Juvenile Justice

Why do children of color make up most of the adjudicated and committed youth populations?



Juvenile Justice

17% of all adjudications & 29% of all commitments in Ohio are made in Cuyahoga County. 84% of all these are of black youth. This is far more than the entire Appalachian Region of 32 counties. What is happening here compared to other Ohio communities?



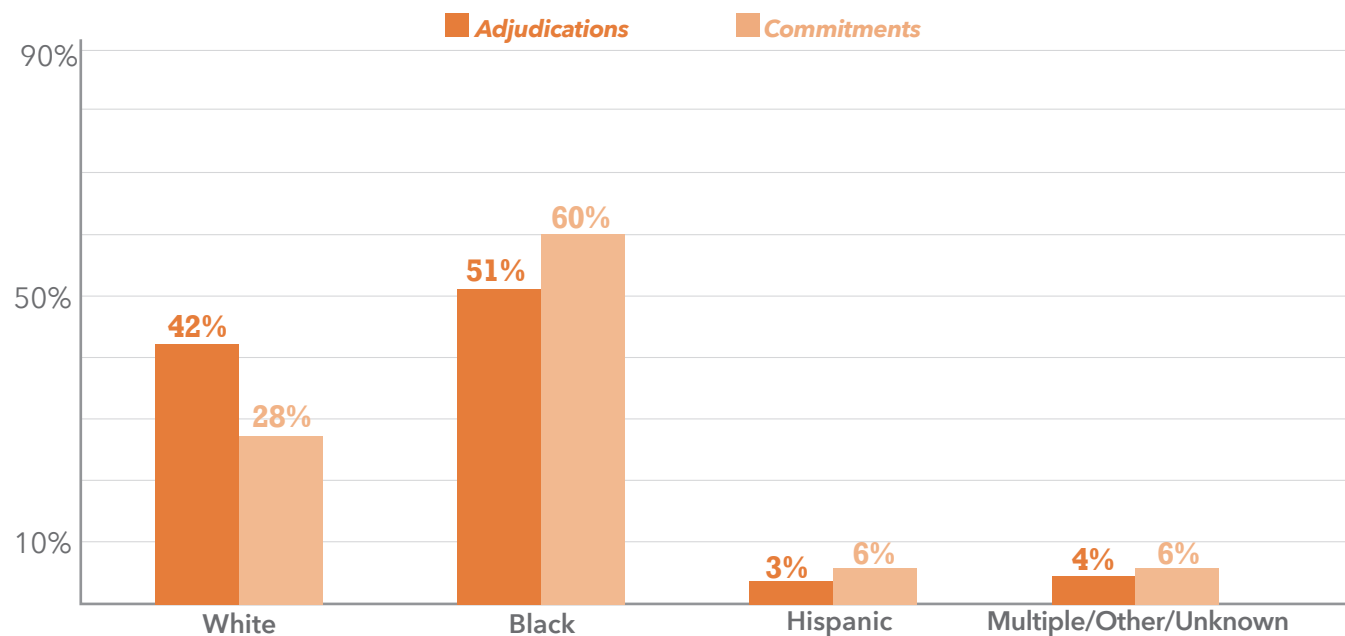
FY17 STATEWIDE Number & Percentage of Youth Felony Adjudications & Commitments by Race

Race & Ethnicity	# of Adjudications	% of Adjudications	# of Commitments	% of Commitments
White	1,881	41.8%	118	28.2%
Black	2,299	51.1%	250	59.8%
Hispanic	145	3.2%	24	5.7%
Multiple Races	99	2.2%	14	3.3%
Other	13	0.3%	7	1.7%
Unknown	59	1.3%	5	1.2%
TOTAL	4,496	100.0%	418	100.0%

FY17 CUYAHOGA COUNTY Number & Percentage of Youth Felony Adjudications & Commitments by Race

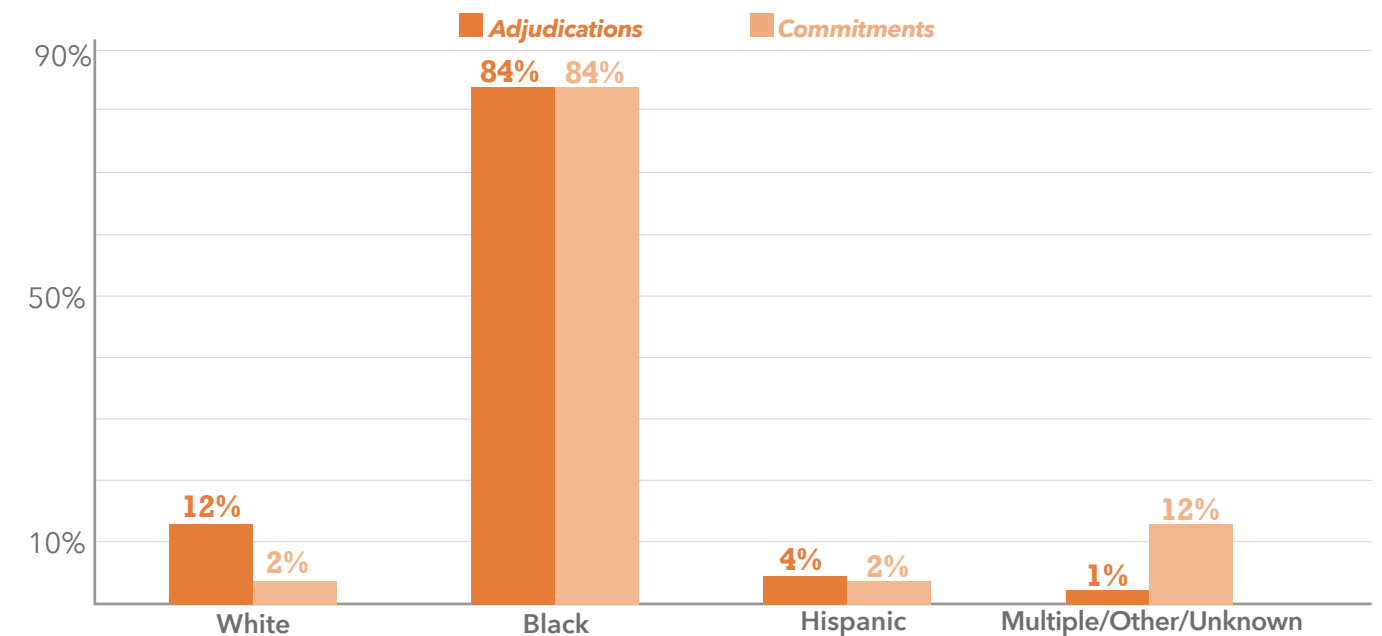
Race & Ethnicity	# of Adjudications	% of Adjudications	# of Commitments	% of Commitments
White	88	11.8%	2	1.6%
Black	624	83.8%	103	84.4%
Hispanic	26	3.5%	2	1.6%
Multiple Races	4	0.5%	7	5.7%
Other	2	0.3%	4	3.3%
Unknown	1	0.1%	4	3.3%
TOTAL	745	100.0%	122	100.0%

FY17 STATEWIDE Percentage of Youth Felony Adjudications & Commitments by Race



Data Source: Ohio Department of Youth Services FY2017 Profile of Youth Adjudicated or Committed for Felony Offenses

FY17 CUYAHOGA COUNTY Percentage of Youth Felony Adjudications & Commitments by Race



Data Source: Ohio Department of Youth Services FY2017 Profile of Youth Adjudicated or Committed for Felony Offenses

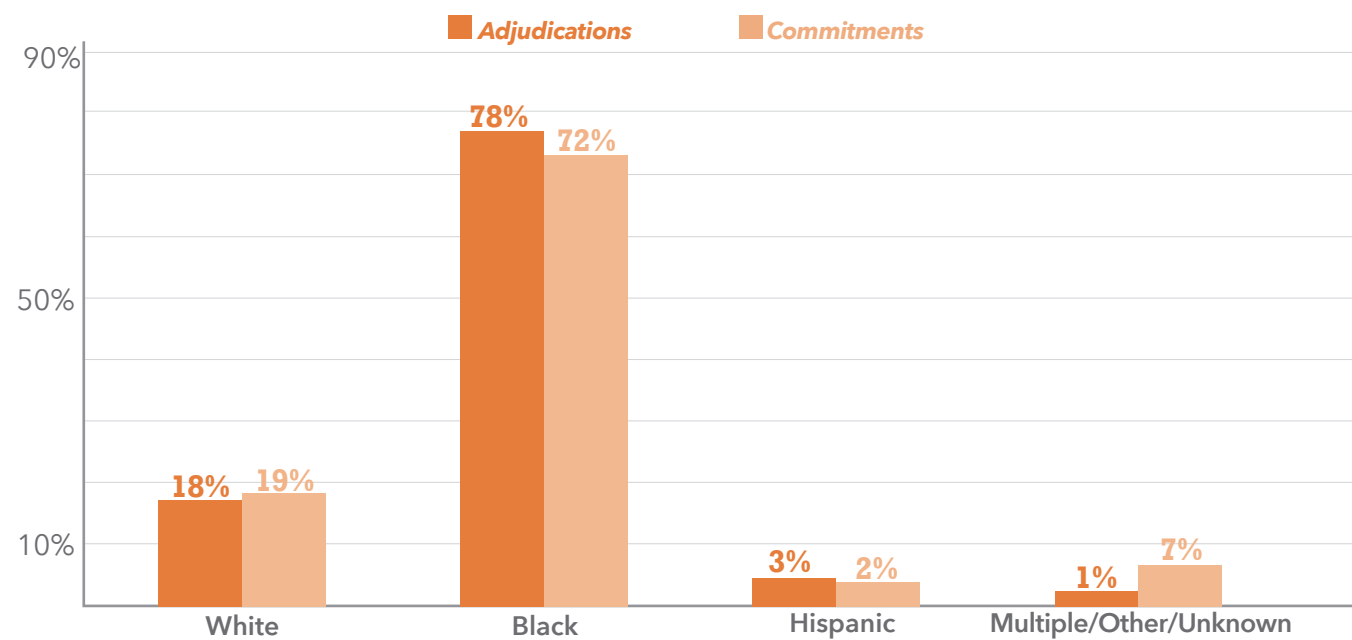
Juvenile Justice



FY17 FRANKLIN COUNTY Number & Percentage of Youth Felony Adjudications & Commitments by Race

Race & Ethnicity	# of Adjudications	% of Adjudications	# of Commitments	% of Commitments
White	88	18.4%	10	18.5%
Black	373	77.9%	39	72.2%
Hispanic	13	2.7%	1	1.9%
Multiple Races	0	0.0%	1	1.9%
Other	5	1.0%	2	3.7%
Unknown	0	0.0%	1	1.9%
TOTAL	479	100.0%	54	100.0%

FY17 FRANKLIN COUNTY Percentage of Youth Felony Adjudications & Commitments by Race



Data Source: Ohio Department of Youth Services FY2017 Profile of Youth Adjudicated or Committed for Felony Offenses

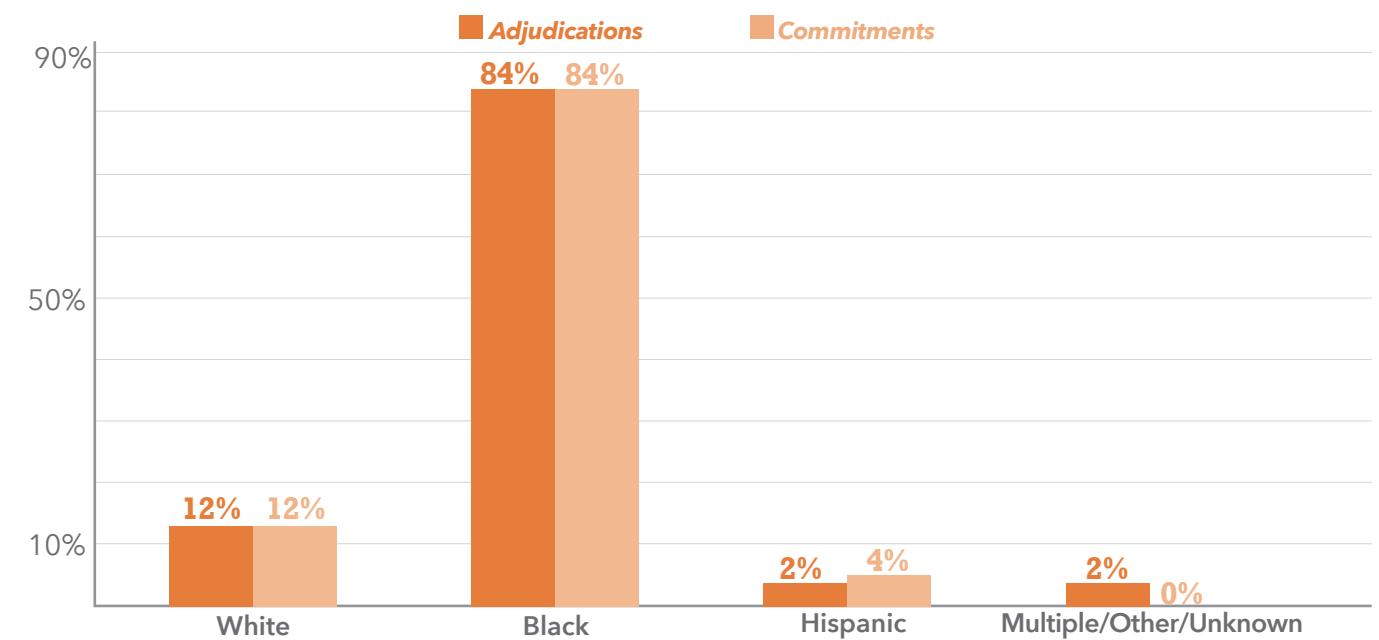
Juvenile Justice



FY17 HAMILTON COUNTY Number & Percentage of Youth Felony Adjudications & Commitments by Race

Race & Ethnicity	# of Adjudications	% of Adjudications	# of Commitments	% of Commitments
White	51	12.2%	6	12.0%
Black	349	83.7%	42	84.0%
Hispanic	7	1.7%	2	4.0%
Multiple Races	3	0.7%	0	0.0%
Other	1	0.2%	0	0.0%
Unknown	6	1.4%	0	0.0%
TOTAL	417	100.0%	50	100.0%

FY17 HAMILTON COUNTY Percentage of Youth Felony Adjudications & Commitments by Race



Data Source: Ohio Department of Youth Services FY2017 Profile of Youth Adjudicated or Committed for Felony Offenses

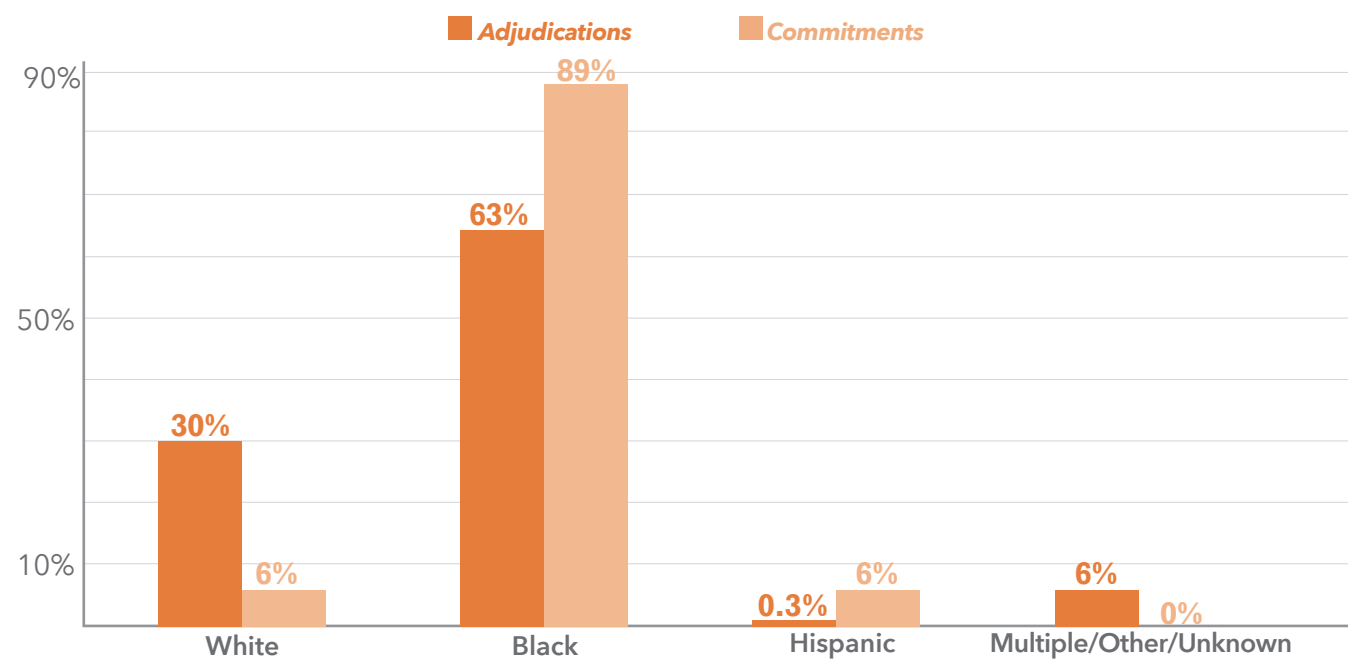
Juvenile Justice



FY17 MONTGOMERY COUNTY Number & Percentage of Youth Felony Adjudications & Commitments by Race

Race & Ethnicity	# of Adjudications	% of Adjudications	# of Commitments	% of Commitments
White	88	30.4%	1	5.6%
Black	182	63.0%	16	88.9%
Hispanic	1	0.3%	1	5.6%
Multiple Races	17	5.9%	0	0.0%
Other	0	0.0%	0	0.0%
Unknown	1	0.3%	0	0.0%
TOTAL	289	100.0%	18	100.0%

FY17 MONTGOMERY COUNTY Percentage of Youth Felony Adjudications & Commitments by Race



Data Source: Ohio Department of Youth Services FY2017 Profile of Youth Adjudicated or Committed for Felony Offenses

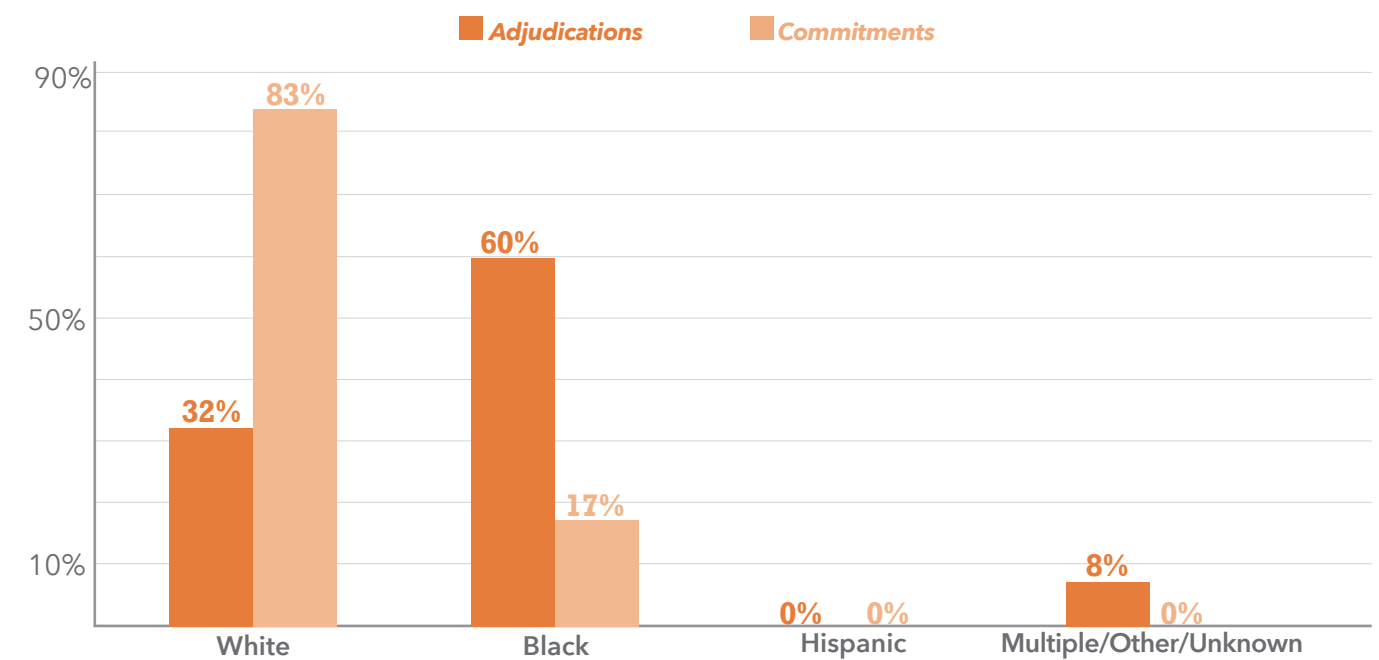
Juvenile Justice



FY17 SUMMIT COUNTY Number & Percentage of Youth Felony Adjudications & Commitments by Race

Race & Ethnicity	# of Adjudications	% of Adjudications	# of Commitments	% of Commitments
White	84	31.8%	5	83.3%
Black	158	59.8%	1	16.7%
Hispanic	0	0.0%	0	0.0%
Multiple Races	20	7.6%	0	0.0%
Other	0	0.0%	0	0.0%
Unknown	2	0.8%	0	0.0%
TOTAL	264	100.0%	6	100.0%

FY17 SUMMIT COUNTY Percentage of Youth Felony Adjudications & Commitments by Race



Data Source: Ohio Department of Youth Services FY2017 Profile of Youth Adjudicated or Committed for Felony Offenses

Juvenile Justice



Juvenile Justice



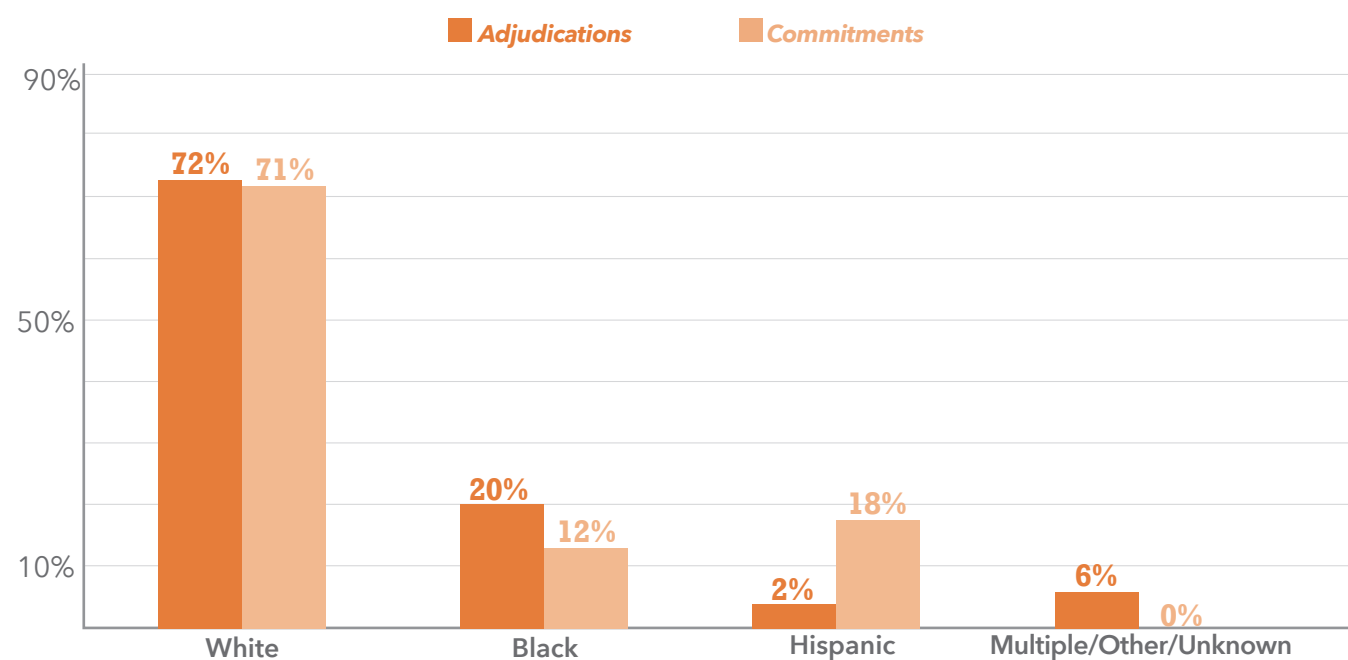
FY17 APPALACHIAN REGION Number & Percentage of Youth Felony Adjudications & Commitments by Race

Race & Ethnicity	# of Adjudications	% of Adjudications	# of Commitments	% of Commitments
White	425	71.9%	24	70.6%
Black	120	20.3%	4	11.8%
Hispanic	10	1.7%	6	17.6%
Multiple Races	22	3.7%	0	0.0%
Other	0	0.0%	0	0.0%
Unknown	14	2.4%	0	0.0%
TOTAL	591	100.0%	34	100.0%

ABOUT
\$95 MILLION
 ARE SPENT EVERY YEAR ON YOUTH COMMITTED TO
 A JUVENILE DETENTION FACILITY IN OHIO.

THE RECIDIVISM RATE
 IS NEARLY
50%.

FY17 APPALACHIAN REGION Percentage of Youth Felony Adjudications & Commitments by Race



Data Source: Ohio Department of Youth Services FY2017 Profile of Youth Adjudicated or Committed for Felony Offenses



Reflection

**WHEN AND HOW
 COULD WE MAKE A SMARTER INVESTMENT IN THESE CHILDREN
 TO PREVENT THEM FROM ENTERING THE JUVENILE COURT SYSTEM
 AND POSITION THEM FOR SUCCESS EARLY IN LIFE?**

Juvenile Justice:

SOURCES

Ohio Department of Youth Services
<http://www.dys.ohio.gov>

DATA SOURCE

Ohio Department of Youth Services FY2017
Profile of Youth Adjudicated or Committed for Felony Offenses



Join Us.

Groundwork
OHIO



Ohio Early Childhood Race & Rural Equity Report

GroundworkOhio.org



@GroundworkOhio

SHANNON JONES

Executive Director

SJones@GroundworkOhio.org

LYNANNE GUTIERREZ

Policy Director & Legal Counsel

LWolf@GroundworkOhio.org

JULIA HOHNER

Communications & Policy Associate

JHohner@GroundworkOhio.org

172 E. State Street, Suite 400 • Columbus, Ohio 43215

Groundwork Ohio is a fiscally-sponsored project of Community Initiatives